
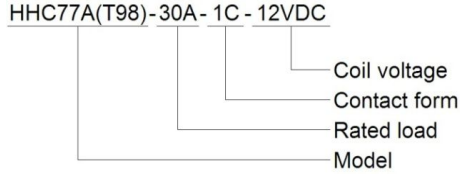


Model and Description

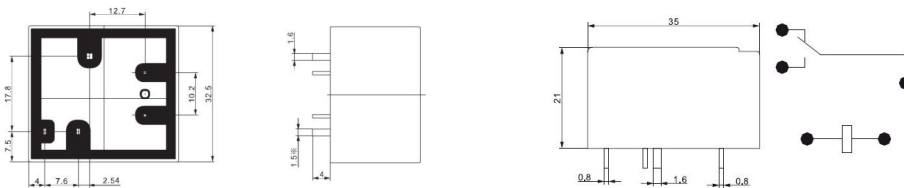


★Contact form: A=NO, B=NC, C=NO&NC

Specification

Dimension		35mm*32.5mm*21mm	
Form	Rated load	1A,1B,1C	
		30A	40A
Contact	Max switching voltage	240VAC/28VDC	
	Feature	Contact resistance	≤100mΩ
Material	Material	Silver Alloy	
	Electrical life	≥1*10 ⁵	
	Mechanical life	≥1*10 ⁷	
Operate voltage (23℃)		DC:≤75%*Rated voltage AC:≤80%*Rated voltage	
Release voltage (23℃)		DC:≥10%*Rated voltage AC:≥30%*Rated voltage	
Maximum voltage (23℃)		110%*Rated voltage	
Coil voltage	DC	DC3-110V(Customize allowed)	
	AC	AC6-240V(Customize allowed)	
Coil power	DC	DC: 2.0W	
	AC	AC: 12.5VA	
Pick-up time		≤15ms	
Release time		≤10ms	
Dielectric strength	Between Same-pole contacts	1500VAC/1min(leakage current 1mA)	
	Between Opposite-pole contacts	/	
	Between contacts and coil	2000VAC/1min(leakage current 1mA)	
Insulation resistance		≥100mΩ(500VDC)	
Ambient temperature		-55℃ ~70℃	
Ambient humidity		35%-80%RH	
Atmospheric pressure		86-106KPa	
Shock resistance		10G (sinusoidal half-wave pulse: 11ms)	
Vibration resistance		10-55Hz (double amplitude: 1.5mm)	
Installation		PCB	
Packing	Inner box	Paper box	50PCS
	Outer box	Paper box	500PCS/CTN
	Dimension of the carton	500PCS/CTN	360mm*210mm*415mm
	Weight	1PCS 500PCS/CTN	Approximate: 40g G.W:21Kg N.W:20Kg

Wiring Diagram & Bottom View



Performance Graph

