
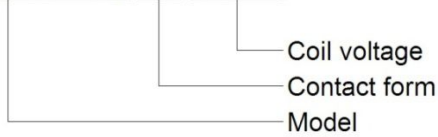


Model and Description

HHC71F(JQX-62F) - 1C - 12VDC

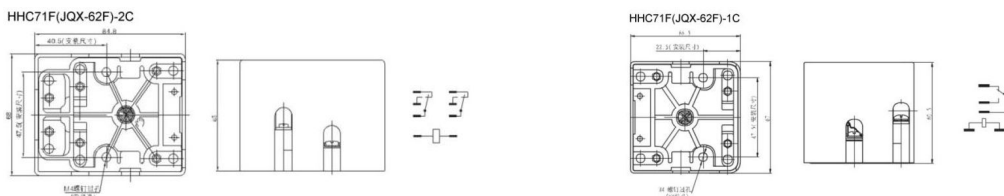


★Contact form: A=NO, B=NC, C=NO&NC

Specification

Dimension		67mm*67mm*60.5mm	85mm*68mm*65mm
Contact Feature	Form	1A,1B,1C	2A,2B,2C
	Rated load	100A	80A
	Max switching voltage	240VAC/28VDC	
	Contact resistance	≤100mΩ	
	Material	Silver Alloy	
	Electrical life	≥1*10 ⁵	
	Mechanical life	≥1*10 ⁷	
Operate voltage (23℃)		DC:≤75%*Rated voltage AC:≤80%*Rated voltage	
Release voltage (23℃)		DC:≥10%*Rated voltage AC:≥30%*Rated voltage	
Maximum voltage (23℃)		110%*Rated voltage	
Coil voltage	DC	DC6-220V(Customize allowed)	
	AC	AC6-380V(Customize allowed)	
Coil power	DC	2.0W	
	AC	10VA	
Pick-up time		≤25ms	
Release time		≤15ms	
Dielectric strength	Between Same-pole contacts	1500VAC/1min(leakage current 1mA)	
	Between Opposite-pole contacts	1500VAC/1min(leakage current 1mA)	
	Between contacts and coil	2500VAC/1min(leakage current 1mA)	
Insulation resistance		≥200mΩ(500VDC)	
Ambient temperature		-25℃ ~ 55℃	
Ambient humidity		45%-75%RH	
Atmospheric pressure		86-106KPa	
Shock resistance		10G (sinusoidal half-wave pulse: 11ms)	
Vibration resistance		10-55Hz (double amplitude: 1.5mm)	
Installation		Screw	
Packing	Inner box	Foam box	4PCS
	Outer box	Foam box	40PCS/CTN
	Dimension of the carton	40PCS/CTN	355mm*215mm*490mm
	Weight	1PCS 40PCS/CTN	Approximate 210g G.W:22.5Kg N.W:21.5Kg
		Approximate 330g G.W:25.5Kg N.W:24.5Kg	

Wiring Diagram & Bottom View



Performance Graph

