

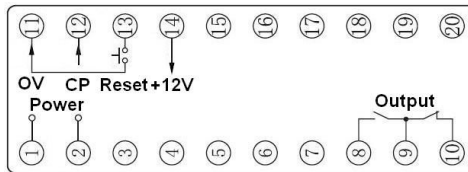
**Description**



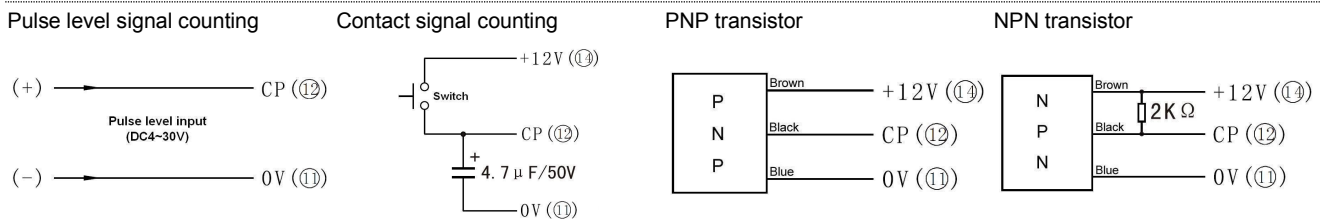
**Specification**

Rated Supply Voltage	AC24V, 36V, 110V, 220V, 380V 50/60Hz, DC24V(85% to 110% of rated supply voltage)
Input Modes	Increment, Decrement
Counting Speed	High frequency 30~1000 times/s, Low frequency 30 times/s
Counting range	1~999999(×1, ×10, ×100 times dial switch)
Input Signals	Contact signal(Contact and Limit switch) Pulse level signal(H: DC4~30V, L: 0V~DC2V) Sensor signal(NPN, PNP, Hall)
Output Modes	N, C, F
External Power Supply	DC12V 30mA(Max.)
Reset	Button switch and connect terminal 11 and 13
Memory Protection	10 years
Mechanical Life	1000000 operations min.
Electrical Life	100000 operations min. (5 A at 250 VAC/30 VDC, resistive load)
Rated Load of the Contact	5A AC220V(Resistive)
Installation	Flush mounting

**Wiring Diagram and Dimension(mm)**

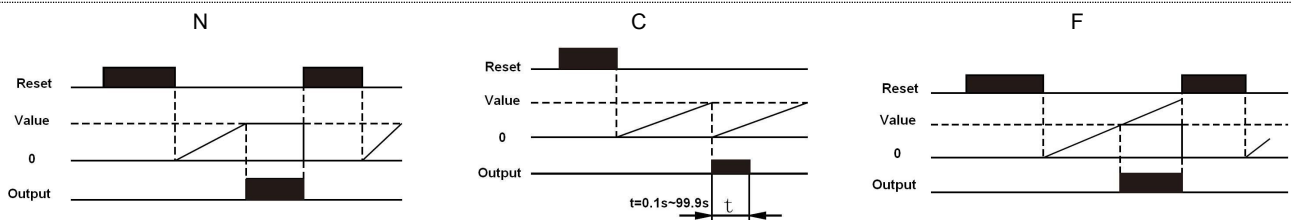


**Input Signals**



Note 1: For counter the DC6~36V PNP NO type Photoelectric switch or Proximity switch is preferred.  
 Note 2: If the input signal is contact signal, please connect 4.7 μ F capacitor between CP signal and 0V.  
 Note 3: If the input signal is NPN transistor, please connect 2K Ω resistor between CP signal and 12V.

**Input/Output Mode Settings**



**Dimension(mm) and Mounting(67.5mm\*67.5mm)**

