

Description

HHS7(JSM8), HHS7C(JSM8-H)



HHS7G(JSM8G), HHS7F(JSM8F)

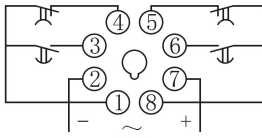


Specification

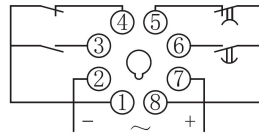
Model	HHS7(JSM8)	HHS7C(JSM8-H)	HHS7F(JSM8F)
Rated Supply Voltage	AC24V, 36V, 110V, 220V, 380V 50Hz, DC24V(Operating voltage fluctuation range: 85% to 110% Ue)		
Operating mode	Power on delay	Power on delay with instantaneous contact	Power off delay
Time range	1s, 5s, 10s, 30s, 60s, 120s, 900s, 1200s, 3600s		
Repetitive error	The range of time delay > 1s, Er ≤ 1%, the range of time delay < 1s, Dr ≤ 50ms.		The range of time delay > 1s, Er ≤ 5%, the range of time delay < 1s, Dr ≤ 100ms.
Contact	2C time delay	1C time delay and 1C instantaneous	2C time delay
Rated Load of the Contact	3A AC220V(Resistive)		
Electrical Life	100000 operations min. (3 A at 250VAC/30VDC, resistive load)		
Installation	Flush mounting, Surface mounting or DIN Rail mounting		

Wiring Diagram

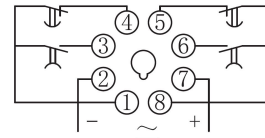
HHS7(JSM8)



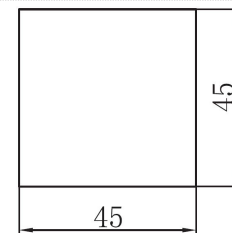
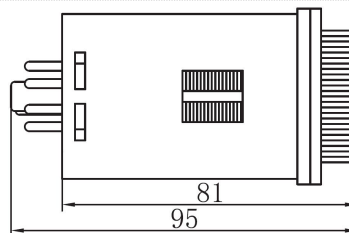
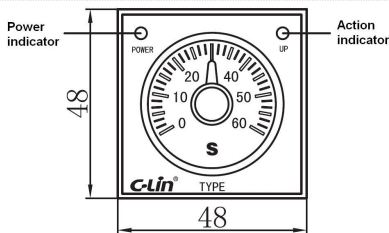
HHS7C(JSM8-H)



HHS7F(JSM8F)

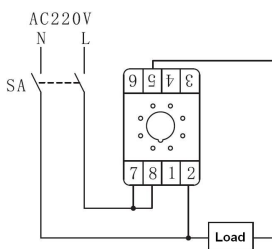


Dimension(mm) and Installation(mm)

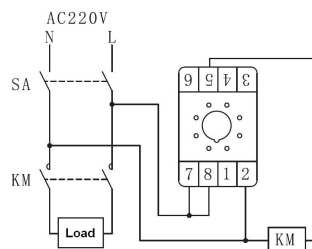


Application

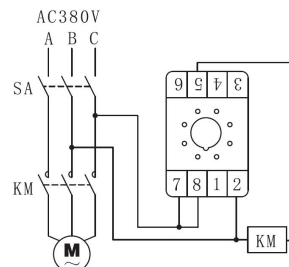
Samples01



Samples02



Samples03



Samples04

